

# BULLETIN



East Bentleigh  
Primary School

[www.eastbentleighps.vic.edu.au](http://www.eastbentleighps.vic.edu.au)

Phone 9570 3525

Email: [east.bentleigh.ps@edumail.vic.gov.au](mailto:east.bentleigh.ps@edumail.vic.gov.au)

Term 3 / Week 5 : 13th Aug 2020

**SCHOOL VISION:** East Bentleigh Primary School provides a rich, inviting, child-focused environment ensuring that all students feel safe and stimulated. Our students are able to achieve their full academic, creative and social potential, equipped for the challenges of lifelong learning. Students develop into healthy and confident individuals, actively contributing to the world in which they live.

**At East Bentleigh Primary School we are committed to child safety.**

Hello everyone,

I hope that this communication finds you all well and settling into our current new normal. Like many of you I'm sure, I have been gratified to see the daily number of infected Victorians going down, sadly though still with the number of deaths. As I write this I have just heard today's number (278) which is the lowest in many, many days, indicating that our collective efforts in restricting our movements are working.

Whilst I know that many of you are finding these times understandably difficult, I have been reminded yet again this week of the many positive opportunities this lockdown is affording us and how our students are learning so many new skills. Sue and I have visited many class meetings this week and have been buoyed by what we have seen.

Technology, love it or hate it has at least allowed us to at least see one another if not actually in person, at least face to face, and to witness the joy on our Preppie faces as their teacher read them a story to celebrate their 100 days of school or to witness the burgeoning confidence of our students (thank you Jasper for your help when I was having technical difficulties during your class meeting), has been wonderful to see. During Grade 2SM's meeting this week where the children were playing a 'guess my number' game, I became the learner. (Thank you Bella for showing me how to switch to grid view so I could see all of the students there, not just the person that was speaking).

Our student leaders Samuel, Peta Grace, Jessica and Misha-El have come up with a great idea to engage all of us in a whole school project called **Senbazuru** - a group of one thousand paper cranes tied together by strings. I have attached their letter to Sue and I outlining their proposal in this bulletin. Despite our current constrained circumstances they have found the resilience and flexibility to find a way to collaborate in bringing 'hope' and positivity to our community. I couldn't be prouder of them.

As the situation around COVID-19 continues to evolve around us, we will continue to do everything we can to ensure we are supporting your child's learning as best we can. I encourage families to ensure their child attends the daily check ins whenever they can. Remember that your teacher is available to support students throughout the day. It has been most heartening following the messages many of our middle/senior students who use Google Classrooms are posting daily. Although some are simply to say hello and check in, today's encouraging posts about the efforts of their classmates in making their puppet shows were beautiful to read.

Onsite supervision continues to be available for permitted workers and where no other arrangements for supervision can be made. Whilst I understand that this is a required service for some families, I am grateful to all families who have sought to make alternate arrangements in order to limit the number of students at school. There is a new form (attached to this email) that must be completed by COB Friday should supervision be required in the next week. For instance, this week I have been able to advise previously rostered staff to work from home due to having no students booked in for onsite supervision, thus helping to reduce the movement across Melbourne.

**Bulletin continued next page.....**

Work onsite has continued to take place during remote learning. Today will see the installation of our new senior playground be completed, as well as the installation of our new security camera system.



A reminder that all new enrolments for 2021 are due at the end of this month, August 31st. I'd encourage all current families to ensure your enrolment forms are submitted by this date and also remind any new families that you're aware are wishing to enrol to also submit applications. Forms can be either downloaded from our website or posted out by contacting us directly.

In this week's bulletin we will showcase some of the wonderful work completed by our students along with the great support of their parents. Well done to you all.

**\*\* Thought \*\***



**Until next time.....Maria Shearn - Principal**





## Examples of Student Classwork - Prep A and Prep D

### Prep A

The Thirsty Crow - a clever crow wants to have a drink but can't reach the water in a jug. It drops pebbles into the jug one by one to make the water rise up to the top. Last week the children in Prep watched a puppet show of this story. They then created their own pictures and experiments using different sized pebbles to see how many pebbles it would take for the water to rise up enough for Crow to be able to drink.

Paige and Nicho drew pictures of the Thirsty Crow.



Nicho counting how many stones he needs to make the water rise up.

Rex's Experiment



Rex: It was almost filled up when I put 9 stones in my water bucket

Alison: Rex, can you find some small pebbles and try another way? How many small pebbles do you think it will take to fill the water to the top?

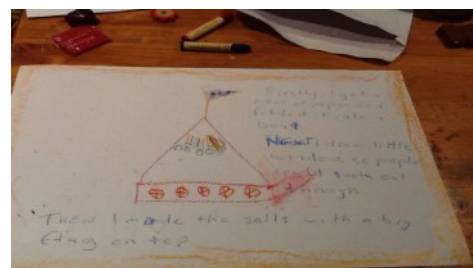
Rex: We have to go find some. It could be 50. Or maybe 60.



Llewelyn (Prep D) – Scene from Wallaby Tales



Yahya (Prep D) - sorting picture



Evie (Prep D) - Jesse Watson



Yayha (Prep D) - grouping & sorting

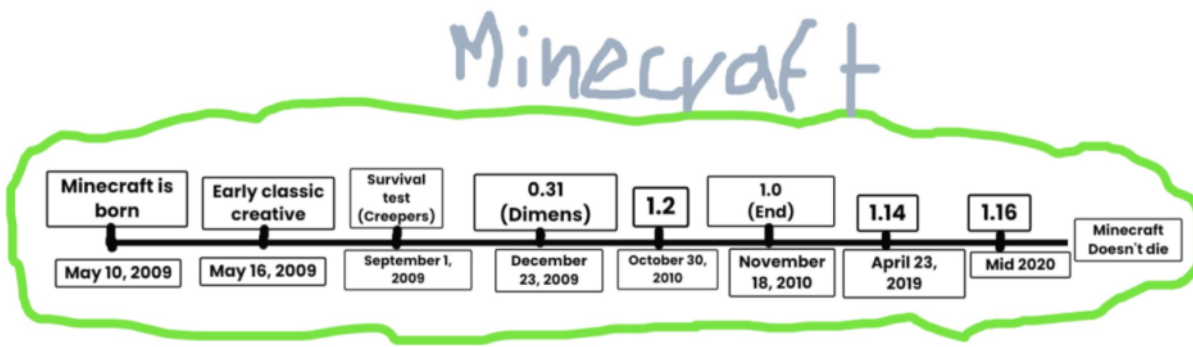
## Examples of Student Classwork - 5/6R



Charlotte's Measurement Conversion



Isabella's Art



Fletcher's Minecraft Timeline



"My hair was so long I decided to donate it and they gave a certificate of HAIR with HEART" - Bavreet

Agustin responds to Pobble Writing prompt



Abraham made waffles!





## Examples of Student Classwork - Class 1D & 4T

Here are some responses to the first lot of videos related to 'optimism' we wanted to share with you from 1D:

Cleo: optimism is: looking for the good


Feeling good

Saying things will turn out ok

Saying I am going to get this done

Feeling positive about your self

Harper sang the song "Always look at the bright side of life ...."



Salome - "Landing on the Moon"

Maddie drew a totem which symbolised  
Fred Hollows as a hardworking man.



Maxim (4T) - Diorama about The Seabin Project and teamwork

## Student Art Work Examples

### Creating Art through Nature

Last week the students were introduced to a few artists who use nature to create their artworks. The students were then encouraged to go outside and collect items from nature and create their own artworks. Some chose mandalas others made animals. It was amazing to see the creativity of some of our students and it was lovely to see many siblings creating together.

By Janette – Art Teacher



Omri 3T



Sam 5/6R

Shoshana 1M



Alexis 4P and Gabriel 0M

Madi 5/6G & Sam 1M



Xian 5/6R



## Student Craft Work Examples

Hello everyone, Leanne from the Craft room here! Just wanted to say a big thankyou to all those children who have been completing the craft activities that I have been posting on SeeSaw for Specialist Thursday. There is some beautiful work that is being done and I love seeing photos posted on line. Some of these activities require real perseverance, practise and a positive attitude, so well done to you all. Without realising it, you are practising many of the “core beliefs” that are being explored in the school’s most recent inquiry unit!

I have included just of a few pictures of the many I have received. Keep up the great work

Leanne

6L and 6A are hand sewing their own vest and shorts for their handmade dolls.	<p>Augie’s handmade vest and shorts</p> 	<p>Eden’s embroidered vest</p> 	<p>Front of Eden’s handmade felt vest.</p> 
	<p>Holly’s vest</p> 	<p>Lily’s handmade clothes</p> 	<p>Julia’s vest</p> 
3A and 3L have been practising embroidery stitches. They are building a beau	<p>Ruilin’s embroidery sampler so far- blanket stitch, backstitch and running stitch.</p> 	<p>Patrick’s craft</p> 	 <p>The next stitch for the grades 3’s is chain stitch!</p>
Grades 4 and 5 have been making miniature pom poms and turning them into birds	<p>Isaac’s pom pom bird</p> 	<p>Leela’s pom pom bird</p> 	
Preps, grades 1 and 2 have been practising their plaiting.		<p>One of the craft activities was to make paintbrushes from nature. How cute are these little paintbrushes!</p>	



## Student Garden Activities

There have been French/English plant pebble markers:



*Zara & Aurora (3A) with their insect hotels*





Students made insect hotels and habitat designs made from natural and recycled materials:



*Archie (4M) and Maisie's (1D)- insect habitat designs*

Students began noticing and journaling evidence of the changing season in their own backyards:



Next week is a literacy activity to explore the daily life of a wildlife creature in their outdoor space and write an adventure story from its perspective based on evidence students find.

*Happy Gardening! Pascale*



## Student Leader letter: Whole School Crane Project - 'Senbazuru'

Dear Mrs. Shearn & Ms. Jackson,

We would like to know your thoughts and seek your approval for our proposal.

As Stage 4 lockdown is in place, we believe that the rest of Term 3 will be continued as remote learning and we would like to propose a project to work with all students at EBPS.

Our proposal is to build HOPE during this lockdown.

**Senbazuru** is a group of one thousand paper cranes tied together by strings. An ancient Japanese legend promises that anyone who folds a thousand cranes will be granted one special wish.



We would like everyone to participate in folding paper cranes during lockdown with the hope that we will find a treatment / vaccination to recover from COVID-19 in the near future.

Once we return to the school, we will place a collection box for all cranes made by everyone during lockdown and we will tie them in a group of one thousand.

We would like to display the thousand cranes in our new school building to commemorate the unique year of 2020.

How to:

- We will create an article or short video to launch our project on EBPS website / newsletter.

We will include a link on how to fold a paper crane (<https://origami.me/crane/>)

- Size of paper needed is 15cm x 15cm

- Students can use any type of paper that they can find around the house (it doesn't have to be origami paper)

Kind Regards,

*Sam, Peta-Grace, Misha-El and Jessica - Student Leaders*